


透科自动化

User Manual



RX



CANOPEN
Remote IO Module
IO

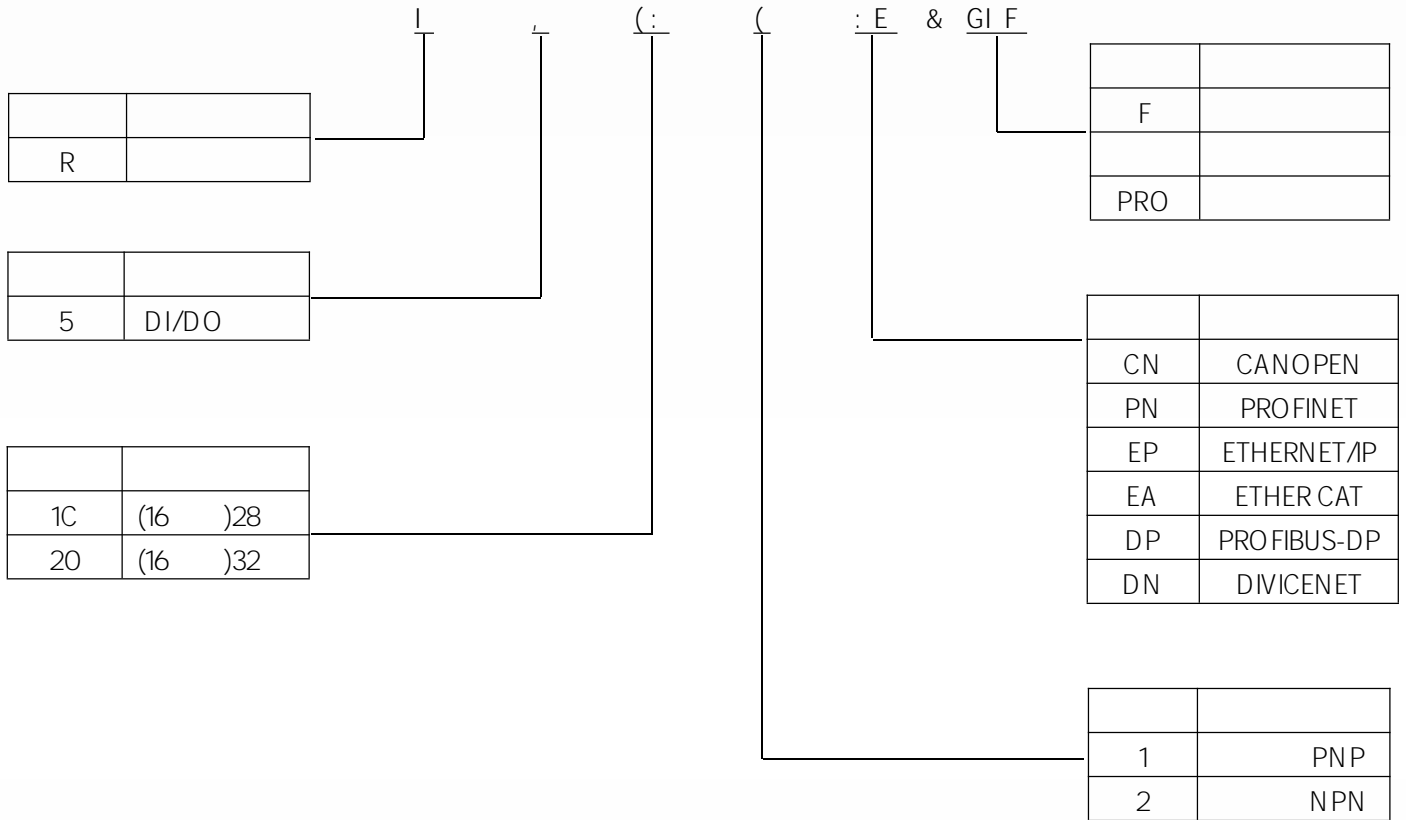
1.	3
1.1	4
1.2	4
1.3	4
1.4	4
2.	5
2.1	6
2.2 R51C1-CN	6
2.2.1 DI 3.5.8	7
2.2.2 DQ	7
2.2.3 CANOPEN	8
2.2.4	8
3.	9
3.1	10
3.2	10
4.	11
4.1 R51C1-CN	12
4.2	12
4.3	13
4.4 ID	13
4.5	13
4.6 LED	14
4.6.1	14
4.6.2 I/O	14
4.7	14
4.8	15
5.CANOPEN	16
5.1	17
5.1.2	17
5.2 CANOPEN	17
5.2.1	18
5.2.2	18
5.2.3	18
5.2.4	18
5.2.5	19
5.3 EDS	19
5.3.1	19
5.3.2	20
6.I/O	21
6.1	22
6.1.1 DI	22
6.1.2 DQ	23



(%

)%

R51C1-CN I/O I/O CANOPEN IO



1	R51C1-CN	16DI 12DO IO CANOPEN VO I/O

(: 8 E F G < E @ F

)% I , (: (\$ E

R51C1-CN

) % % ; @ * % %

DI 2

1		16
2		2 bytes
3	Ton	Type. 18uS / Max. 35uS
4	Toff	Type. 135uS / Max. 250uS
5		
6		
7		24 V DC (-15 %/+ 20 %), (IEC 61131-2, type 1)
8	"0"	-3...+5 V (IEC 61131-2, type 1)
9	"1"	15...30 V (IEC 61131-2, type 1)
10		Typ. 10mA/Ch(IEC 61131-2, type 1)
11		/ 500V DC

)

) % % ; H

MOSFET DQ 3

1		12
2		2 bytes
3	Ton	Type. 12uS / Max. 25uS
4	Toff	Type. 10mS / Max. 20mS ()
5		
6		
7		
8		24 V DC (-15 %/+ 20 %), (IEC 61131-2, type 1)
9		Max. 0.5 A /Ch,
10		6A
11		2 2-Pin

* D F J =<K

) % % : 8 E F G < E

CANOPEN		4
1		CiA 301 V4.02, CiA 401 V2.1, CiA 303-3 V1.0
2	PDO	TPDO 1/RPDO 1
3		/
4		20k, 50K, 125K, 250K, 500K, 1000K kbps
5		01~ 99
6		5PIN
7		99
8		15kV 8kV IEC61000-4-2
9		2
10		IP20

+ : 8 E F G < E

) % %

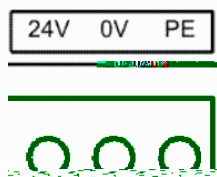
3	MOSFET
3	
24V DC (-15 %/+ 20 %)	0.5A
I/O	500V DC
24V DC (-15 %/+ 20 %)	16*10mA
	I/O
500V DC	
.MOSFET	24V DC (-15 %/+ 20 %) 8*0.5A
I/O	500V DC





+%

+%



24V	24V
0V	0V
PE	

+% @

+ @

ID

ID

01~99

ID

+%

9XI [iXk\	()	*
20K	0	1	0
50K	0	1	1
125K	1	0	0
250K	1	0	1
500K	1		

. : 8 E F G < E

+% C<;

LED 2 I/O

+%%

3		LED		8	
PWR		24V			
		ON			
		OFF			
ERR		ON	CAN		
		OFF	CAN		
RUN		ON	operate		
			stop		
			PRE - OPERATIONAL		

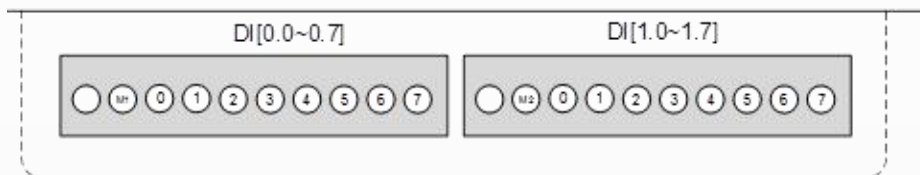
/

+% % @F

“1” / / LED “0” /

+%

10P 16 DI-0 DI-1



; ^`kXc@gl k\$; ^`kXc@gl k\$	
M1(*)	DI 1	M2(*)	DI 2
0	DI-0.0	0	DI-1.0
1	DI-0.1	1	DI-1.1
2	DI-0.2	2	DI-1.2
3	DI-0.3	3	DI-1.3
4	DI-0.4	4	DI-1.4
5	DI-0.5	5	DI-1.5
6	DI-0.6	6	DI-1.6
7	DI-0.7	7	DI-1.7

0

* M1 M2

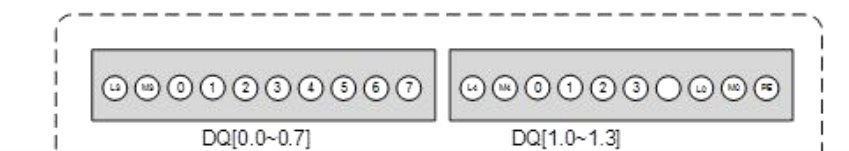
+%

10P

12

16P

0.5A



; ^`kXcF l kg l k \$; ^`kXcF l kg l k \$	
L3(*)	DQ	L4(*)	DQ
M3(*)	DQ	M4(*)	DQ
0	DQ-0.0	0	DQ-0.0
1	DQ -0.1	1	DQ -0.1
2	DQ -0.2	2	DQ -0.2
3	DQ -0.3	3	DQ -0.3
4	DQ -0.4		
5	DQ -0.5	LO	4.3
6	DQ -0.6	MO	
7	DQ -0.7	PE	

(

* L3/M3 L4/M4

DQ

24V



, % 8 E F G < E

b

R51C1-CN

I/O

CANOPEN

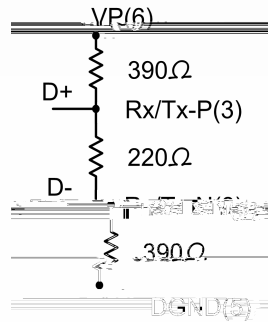
CAN

CANOPEN

32

32

6



, % %

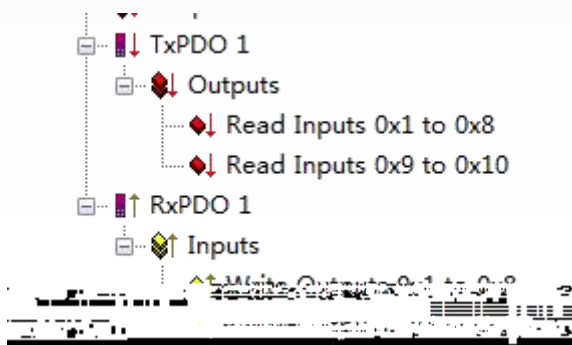
11

bYgj	d
1 M	25
800	50
500	100
250	250
125	500
50	1000
20	2500
10	5000

, %%

R51C1-CAN-F DI/DQ 7

16 TxPDO 1
12 RxPDO 1



- I, (: (\$ 8E

, %%

R51C1-CAN -F 6.1

, %%

, %%

CiA 301 5
Reset Node
Reset Communication
Pre-operational
operate
RUN
TPDO
RUN

, % %

, % %

1000	VAR	Device type	UNSIGNED32
1001	VAR	Error register	UNSIGNED8
1003	ARRAY	Pre-defined error field	UNSIGNED32
1005	VAR	COB-ID SYNC	UNSIGNED32
1006	VAR	Communication cycle period	UNSIGNED32
1007	VAR	Synchronous window length	UNSIGNED32
1008	VAR	Manufacturer device name	VIS-STRING
1009	VAR	Manufacturer hardware version	VIS-STRING
100A	VAR	Manufacturer software version	VIS-STRING
100C	VAR	Guard time	UNSIGNED16
100D	VAR	Life time factor	UNSIGNED8
1014	VAR	COB-ID EMCY	UNSIGNED32
1015	VAR	Inhibit time EMCY	UNSIGNED16
1016	ARRAY	Consumer heartbeat time	UNSIGNED32
1017	VAR	Produce heartbeat time	UNSIGNED16
1018	RECORD	Identity object	Identity
1029	ARRAY	Error behavior	UNSIGNED8
1200	RECORD	1st server SDO Parameter	SDO Parameter
1400	RECORD	1st receive PDO Parameter	PDO Parameter
1600	RECORD	1st receive PDO mapping	PDO Parameter
1800	RECORD	1st transmit PDO Parameter	PDO Parameter
1A00	RECORD	1st transmit PDO mapping	PDO Parameter
6000	ARRAY	Read input 8-bit	UNSIGNED8
6002	ARRAY	Polarity input 8-bit	UNSIGNED8
6003	ARRAY	Filter constant input 8-bit	UNSIGNED8
6005	VARIABLE	Global interrupt enable digital 8-bit	UNSIGNED8
6006	ARRAY	Interrupt mask any change 8-bit	UNSIGNED8
6007	ARRAY	Interrupt mask low-to-high 8-bit	UNSIGNED8
6008	ARRAY	Interrupt mask high-to-low 8-bit	UNSIGNED8
6200	ARRAY	Write output 8-bit	UNSIGNED8
6202	ARRAY	Change polarity output 8-bit	UNSIGNED8
6206	ARRAY	Error mode output 8-bit	UNSIGNED8
6207	ARRAY	Error value output 8-bit	UNSIGNED8
6208	ARRAY	Filter mask output 8-bit	UNSIGNED8

() I , (: (\$ E



- %&F

6001:01	Polarity Input 0x1 to 0x8
6002:02	Polarity Input 0x9 to 0x10
6005	Global Interrupt Enable Digital
6006:0	Interrupt Mask Any Change 8 Bit
6006:01	Interrupt Any Change 0x1 to 0x8
6006:02	Interrupt Any Change 0x9 to 0x10
6007:0	Interrupt Mask Low to High 8 Bit

/





Copyright © 2023Wuxi Latcos Automation Technology, Inc. All rights reserved.

www.latcos.cn

' , (' \$ / , / / / ' * '